Product Data Sheet

SPECIFICATIONS



OUTDOOR CABINET AIR CONDITIONER

LP5000F-1

5000 W outdoor cabinet air conditioner for power-cabinet cooling · AC 230 V 50 Hz

MODEL NUMBER	COOLING CAPACITY	PROTECTION
LP5000F-1	5000 W @ L35/L35	IP55

POWER SUPPLY

AC 230 V ±10 % 50 Hz

Cooling capacity 5000 W @ L35/L35 · **IP55** outdoor rating

IP55 · R134a · RoHS · RS485 · MODBUS

TECHNICAL PARAMETERS

GENERAL

Application	**Outdoor**
Mounting	**Partial recess installation**
IP code	**IP55**
Surface	**RAL 7035 powder coating**
Weight	**85 kg**

DIMENSION

PARAMETER	UNIT	VALUE
Dimension (with flange)	mm	1350 × 650 × 305
Dimension (w/o flange)	mm	1300 × 600 × 305

COOLING PERFORMANCE

PARAMETER	UNIT	VALUE
Cooling capacity (L35/L35)	W	5000
Power consumption	W	1550
Operation temperature	°C	-40 ~ +55
Airflow	m³/h	1000
Noise	dB(A)	70
Refrigerant		R134a
Condensate management		Optional

HEATING PERFORMANCE

PARAMETER	UNIT	VALUE
Heating capacity	W	3000

ELECTRICAL DATA

PARAMETER	UNIT	VALUE
Power supply	V/Hz	AC 230 V ±10 % / 50 Hz
Rated current	A	7.5
Max. current	A	15
Starting current	A	36

CERTIFICATIONS

- ✓ IP55 ingress protection verified to IEC 60529
- ✓ R134a environmental protection refrigerant
- ✓ RoHS compliant

PRODUCT DESCRIPTION

The LP5000F-1 is a 5000 W outdoor cabinet air conditioner developed for power-cabinet heat dissipation. It maintains a suitable temperature and humidity environment inside the cabinet to protect the installed equipment. The unit combines full functionality with high reliability and simple installation — it is ready to run once powered on, without complicated commissioning.

INSTALLATION & CUT-OUT



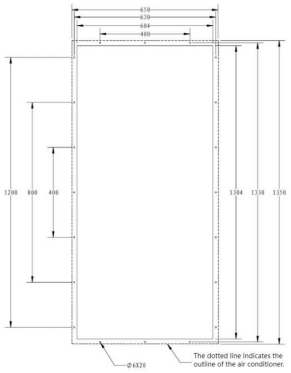

Panel cut-out · dimensions in mm

PRODUCT DRAWINGS

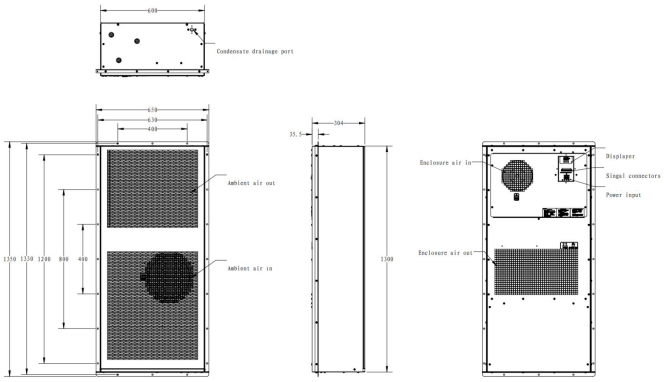

Front · side · rear views · dimensions in mm

FEATURES

1. All-metal housing, beautiful and durable
2. Thin structure size, suitable for smaller spaces
3. Coated heat exchanger with large distance design, providing higher anti-corrosion and dust resistance
4. IP55 ingress protection for outdoor use
5. Normally open and normally closed alarm input for convenient cabinet monitoring
6. High and low temperature alarm signal output
7. RS485 interface with MODBUS protocol remote monitoring
8. Smart controller for easy parameter setting and alarm viewing

9 R134a environmental refrigerant, RoHS compliant

10 Optional condensate evaporation function

11 High reliability: uninterrupted operation for more than 10 years at 365 days/year

ELECTRIC DIAGRAM

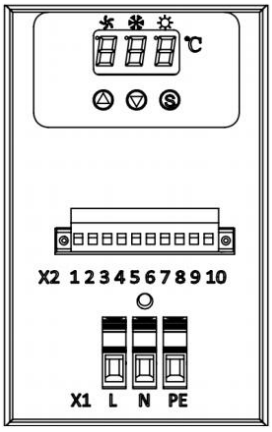

Controller · terminal layout

TERMINAL 1 — POWER

PORT	DESCRIPTION	COMMENTS
L	Live wire	Max. wire diameter: 4mm²
N	Neutral wire	
PE	Ground wire	

TERMINAL 2 — SIGNAL

PORT	DESCRIPTION	COMMENTS
1	B-	RS485
2	A+	
3	INPUT PORT	Door switch/Smoke switch/Water switch
4		
5	NC	Normally close for alarm output
6	COM	Common for high temperature alarm output
7	NO	Normally open for alarm output
8	NO	Emergency fan/Hydrogen exhaust port
9	COM	
10	NC	